


# Phonics Screening Check Workshop




# What is the Phonics Screening Check?

- The phonics screening check is a check of your child's phonics knowledge.
- It helps the school confirm whether your child is making the progress expected in the national curriculum.

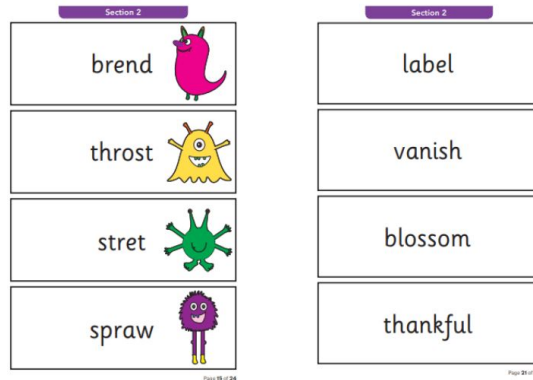
<https://www.youtube.com/watch?v=LbKGLJPp6ww>



- The phonics screening check contains 40 words divided into two sections of 20 words. Both sections contain a mixture of **real** words and **nonsense** words.
- Nonsense words are words that are phonically decodable but are **not** actual words with an associated meaning.
- Nonsense words are included in the check specifically to assess whether your child can decode a word using their phonics skills.



- All nonsense words in the check are accompanied by a picture of an imaginary creature. Children are taught that when a word has a creature next to it, it is a nonsense word. This is to ensure that they are not trying to match the nonsense word to a word in their vocabulary.
- The check is designed to give teachers information on how your child is progressing in phonics. It will help to identify whether your child needs additional support at this stage so that they do not fall behind in this vital early reading skill.



## Nonsense words



sheb



glight



ched



teb

## 'Special Friends', 'Fred Talk'

1.6

ship

— . .

# What can I do to support my child?

- Use 'special friends', 'fred talk', 'read the word' when reading words
- Practise reading sounds speedily
- Encourage your child to read as much as possible
- Use the weekly bookmarks to watch the phonics videos with your child



Read Write Inc.  
Phonics

Please support your child's reading and spelling by watching the two videos below with your child.

Focus sound: ee

